

INSTRUCTION SHEET

CABLE DUCT SERIES

INSTALLATION INSTRUCTIONS

CABLE DUCT SHOWN ASSEMBLED
BACK-TO-BACK MOUNTED ON
END OF RACK

CABLE DUCT SHOWN GANGED
BETWEEN RACKS

CABLE DUCT SHOWN
MOUNTED ON END OF
RACK



2 POST RACKS
SHOWN

FLANGE NUT
(4 PLACES)

THREADED STUD
(4 PLACES)

CABLE DUCT BACK-TO-BACK INSTALLATION

HARDWARE USED

-  4 Flange Nuts
-  4 Threaded Studs

INSTALLATION

- 1) Align both cable ducts as shown.
- 2) Using supplied hardware, insert threaded studs through both cable ducts mounting holes as shown, and insert flange nuts from inside cable ducts onto studs as shown.

MOUNTING TO RL/WELDED 2-POST SERIES INSTALLATION

NOTE: Cable duct tie posts accept wire ties and hook and loop straps for mounting pre-bundled cabling.

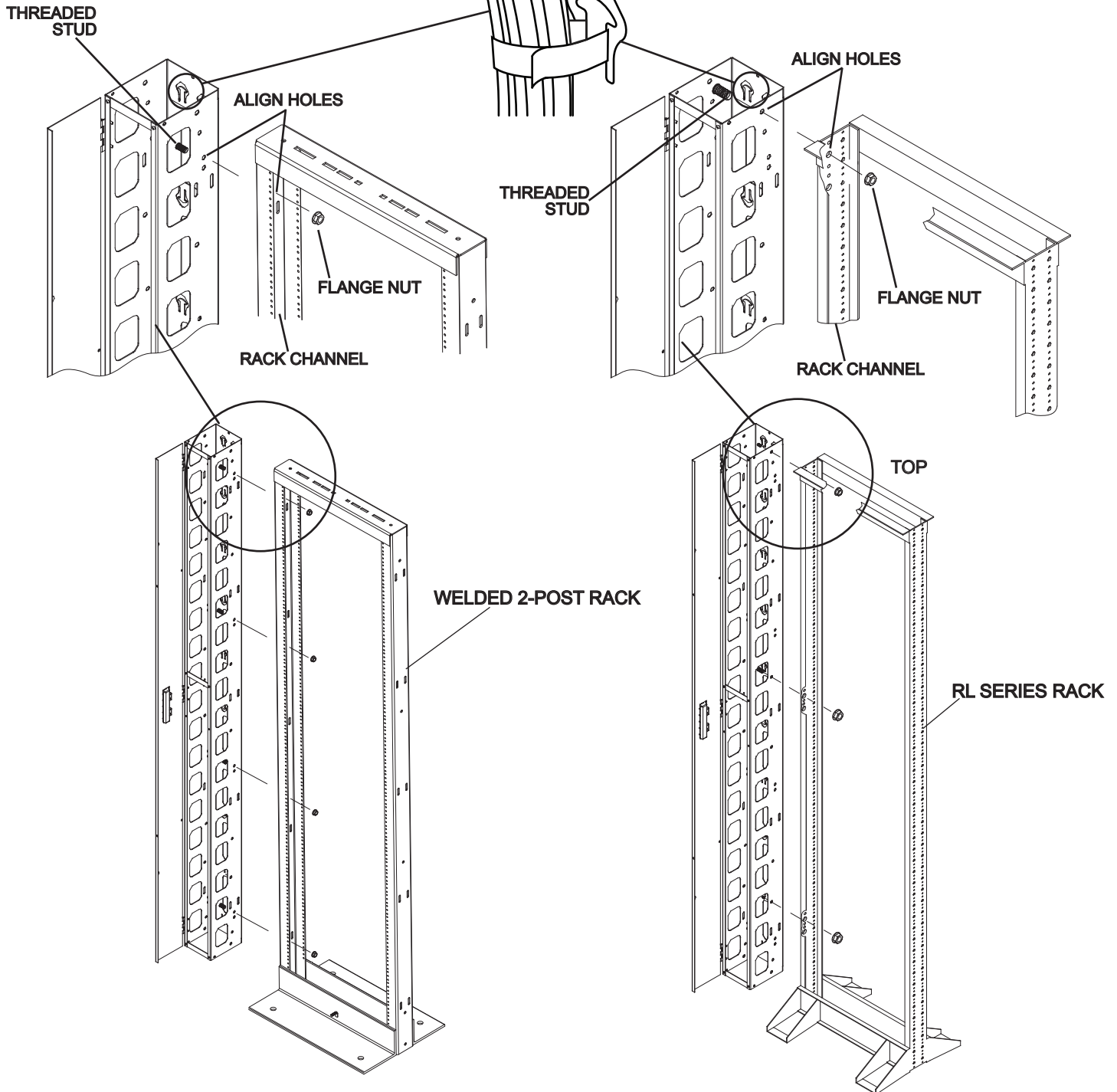
HARDWARE USED



RL Series -3 Flange Nuts
Welded 2-Post Rack - 4 Flange Nuts



RL Series: 3 Threaded Studs
Welded 2-Post Rack - 4 Threaded Studs



NOTE: The cable duct can be mounted to either rack channel front hole or rear hole, depending on the setback of the duct required. Extra hardware is provided so that cable duct can be ganged between two racks.




1) Align cable duct top hole with rack hole and install one (1) threaded stud and flange nut as shown.

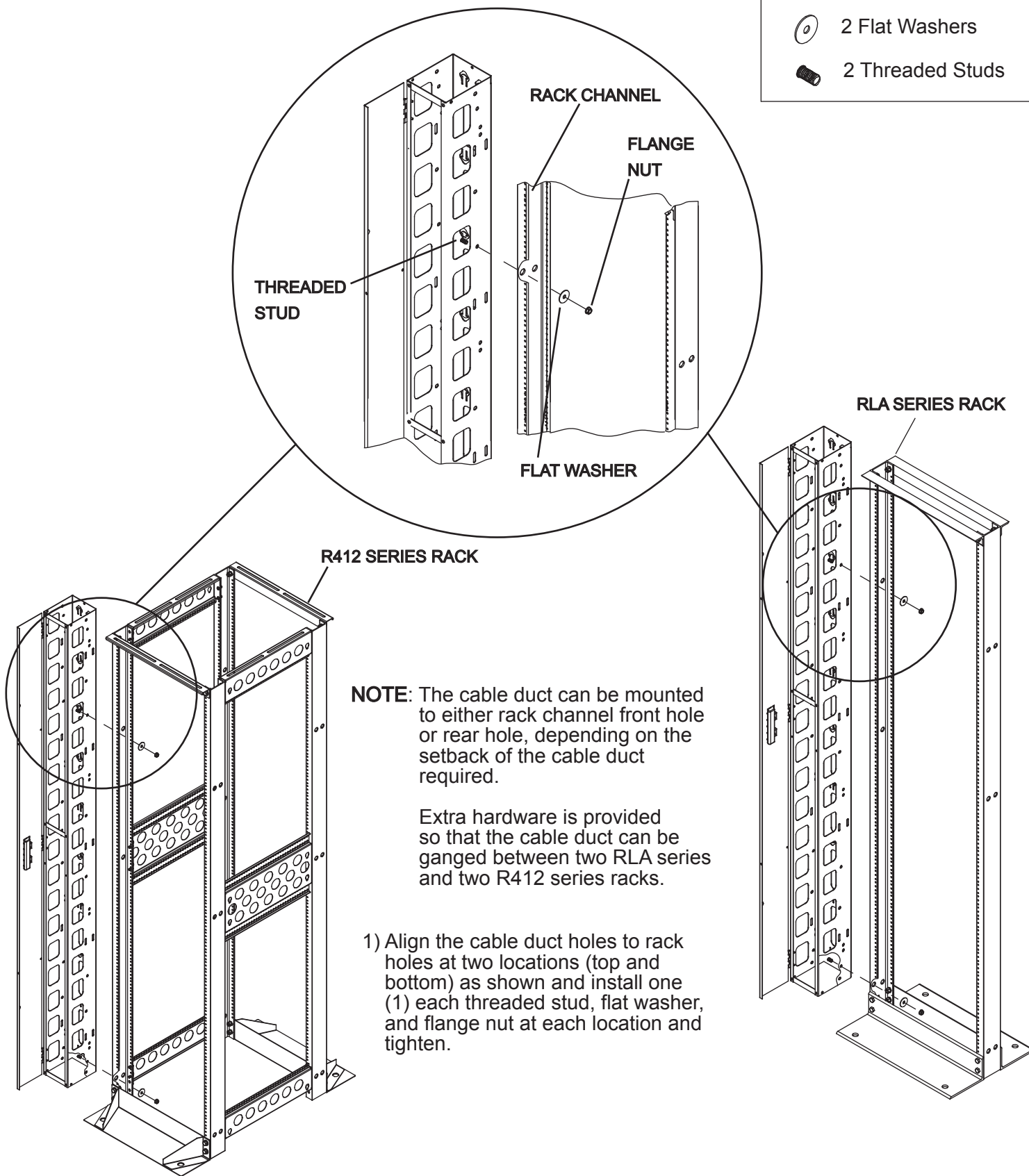
NOTE: Aligning holes at top of rack and Cable Duct aligns the other two hole locations.

2) Install one (1) threaded stud and and flange nut at remaining locations as shown. Tighten all locations.

MOUNTING TO RLA SERIES AND R412 SERIES INSTALLATION




HARDWARE USED

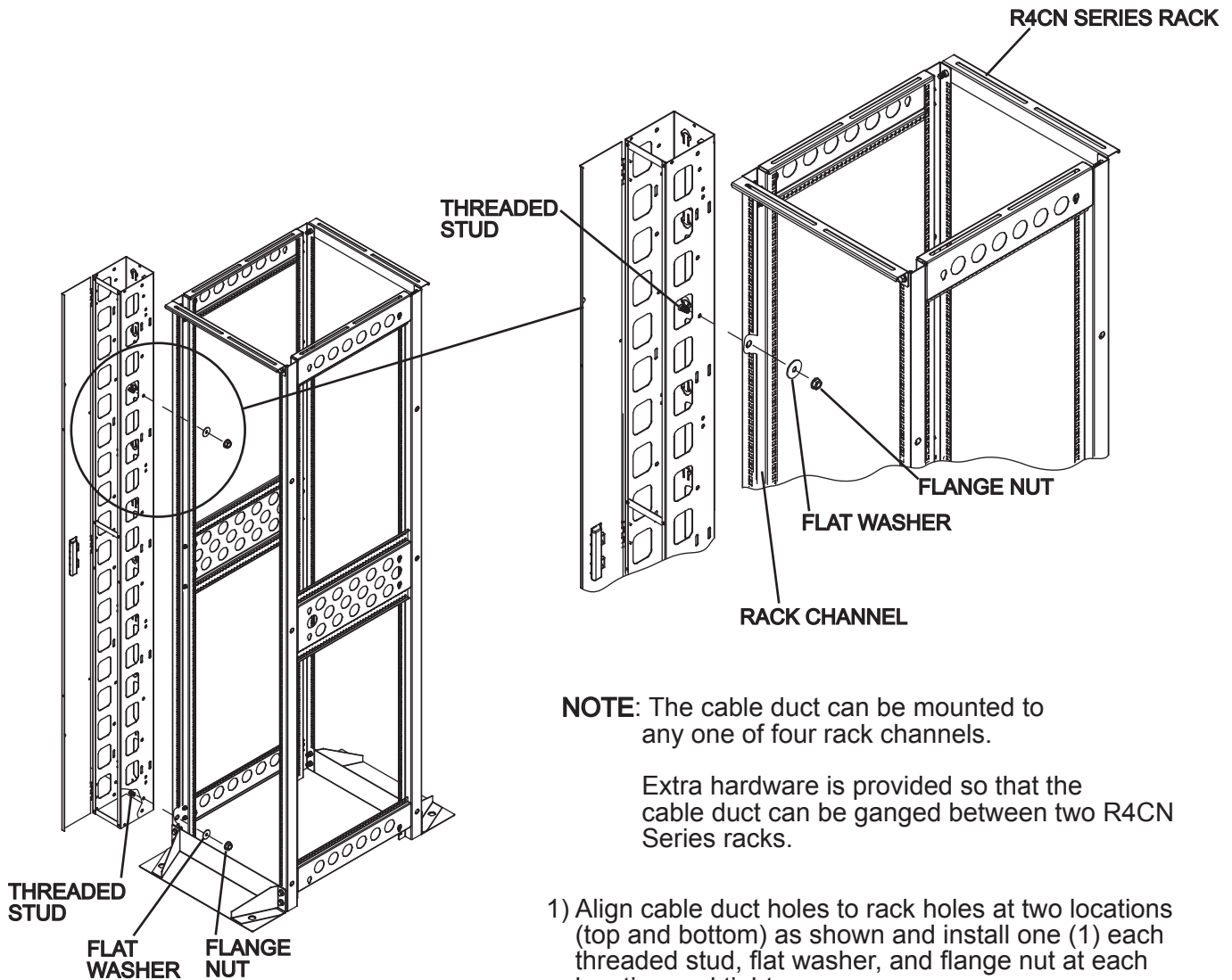
-  2 Flange Nuts
-  2 Flat Washers
-  2 Threaded Studs



MOUNTING TO R4CN SERIES INSTALLATION

HARDWARE USED

-  2 Flange Nuts
-  2 Flat Washers
-  2 Threaded Studs



NOTE: The cable duct can be mounted to any one of four rack channels.

Extra hardware is provided so that the cable duct can be ganged between two R4CN Series racks.

- 1) Align cable duct holes to rack holes at two locations (top and bottom) as shown and install one (1) each threaded stud, flat washer, and flange nut at each location and tighten.

WARRANTY

Middle Atlantic Products, Inc. (the "Company") warrants the Cable Duct Series to be free from defects in material or workmanship under normal use and conditions for the lifetime of the product. The Company's entire liability to the purchaser, and the purchaser's (or any other party's) sole and exclusive remedy, under this warranty shall be limited, at the Company's option, to either (a) return of and refund of the price paid for, or (b) repair or replacement at the Company's factory of the products purchased, or any part or parts thereof, which the Company has determined to be defective after inspection thereof at the Company's factory. This warranty does not cover damage due to acts of God, accident, misuse, abuse or negligence by parties other than the Company, or any modification or alteration of the products. In addition, this warranty does not cover damage due to improper handling, assembly, installation or maintenance.

THIS WARRANTY IS IN LIEU OF ALL OTHER WARRANTIES OF ANY KIND, EITHER EXPRESSED OR IMPLIED, INCLUDING, BUT NOT LIMITED TO, IMPLIED WARRANTIES OF MERCHANTABILITY AND FITNESS FOR A PARTICULAR PURPOSE.

TO THE MAXIMUM EXTENT PERMITTED BY APPLICABLE LAW, IN NO EVENT SHALL THE COMPANY BE LIABLE FOR ANY SPECIAL, INCIDENTAL, INDIRECT, OR CONSEQUENTIAL DAMAGES WHATSOEVER (INCLUDING, WITHOUT LIMITATION, DAMAGES FOR LOSS OF BUSINESS PROFITS, BUSINESS INTERRUPTION OR ANY OTHER PECUNIARY LOSS) ARISING OUT OF THE USE OF THE PRODUCTS PURCHASED, EVEN IF THE COMPANY HAS BEEN ADVISED OF THE POSSIBILITY OF SUCH DAMAGES. THE COMPANY'S LIABILITY TO THE PURCHASER (OR ANY OTHER PARTY) HEREUNDER, IF ANY, SHALL IN NO EVENT EXCEED THE PURCHASE PRICE OF THE PRODUCTS PAID TO THE COMPANY.

Corporate Headquarters

Corporate Voice 973-839-1011 - Fax 973-839-1976 / International Voice +1 973-839-8821 - Fax +1 973-839-4982
middleatlantic.com - info@middleatlantic.com

Middle Atlantic Canada

Voice 613-836-2501 - Fax 613-836-2690 / middleatlantic.ca - customerservicecanada@middleatlantic.ca

Factory Distribution

USA: NJ - CA - IL Canada: ON - BC

At Middle Atlantic Products we are always listening. Your comments are welcome.

Middle Atlantic Products is an ISO 9001 and ISO 14001 Registered Company.



30% Recycled Paper